

Black Mountain Software has developed **PublicView** — a new open data portal for citizens to easily search, view and understand complex datasets and financial information. PublicView translates your accounting data into simple, userfriendly charts and graphs for instant budget, expenditure and revenue information at your citizens' fingertips.

Increase your budget transparency with the ability to create an unlimited number of reports.

You Control:

- Which reports display and in which order
- Include or exclude specific Funds, Accounts, Orgs, or Objects
- Customize Titles and Introductory Text
- Display Budgets, Actuals, or Both

Allows the public to:

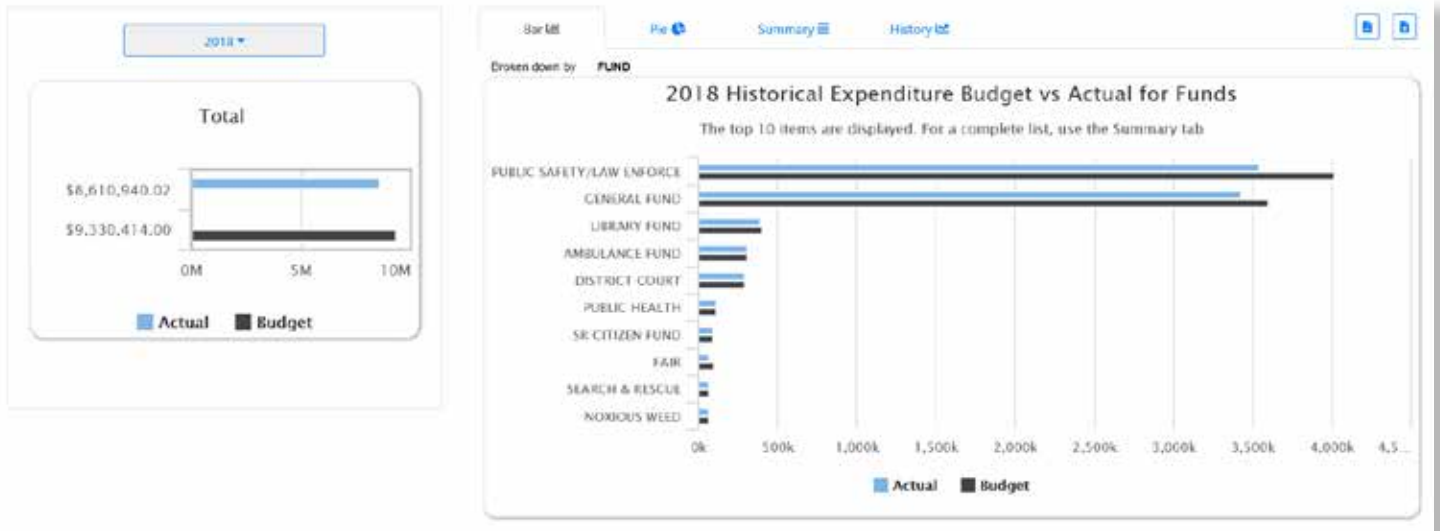
- Navigate between Bar, Pie, Summary, and History tabs
- Search by Year
- Drill down for more detail
- Export to PDF, Excel, or CSV

Build trust by allowing your community to browse budget information—anytime, anywhere.



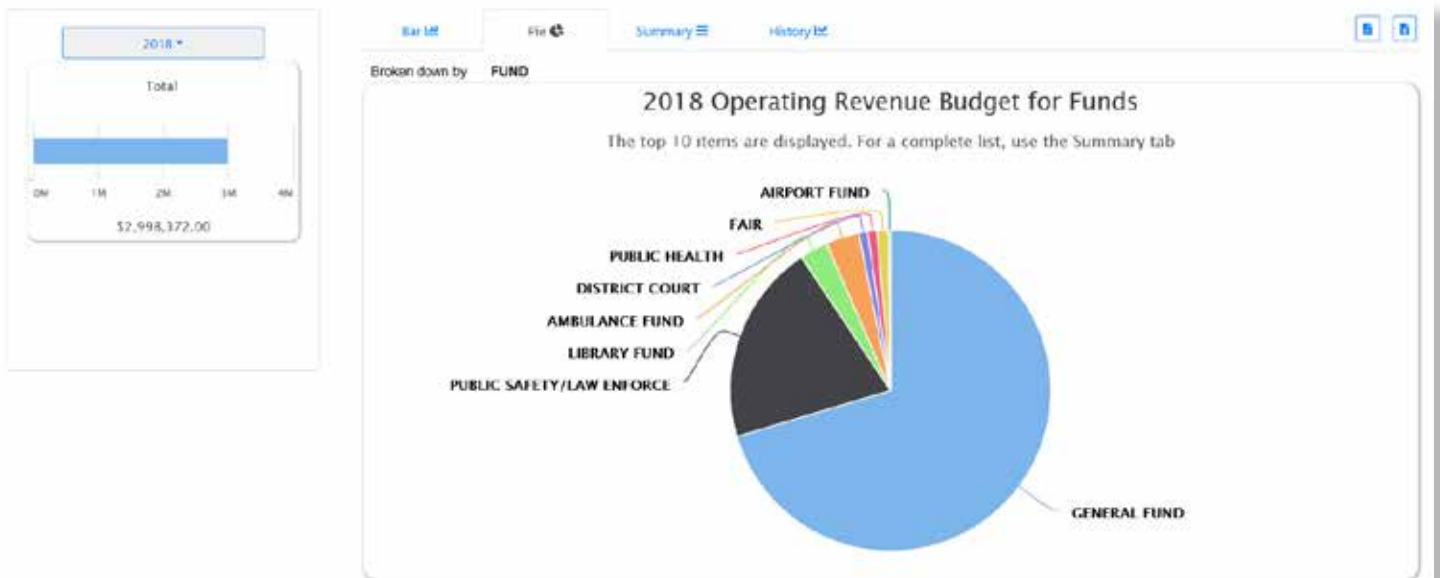
Historical Expenditure Budget vs Actual - Bar Chart View

A breakdown of expenditures with five years of history for comparison



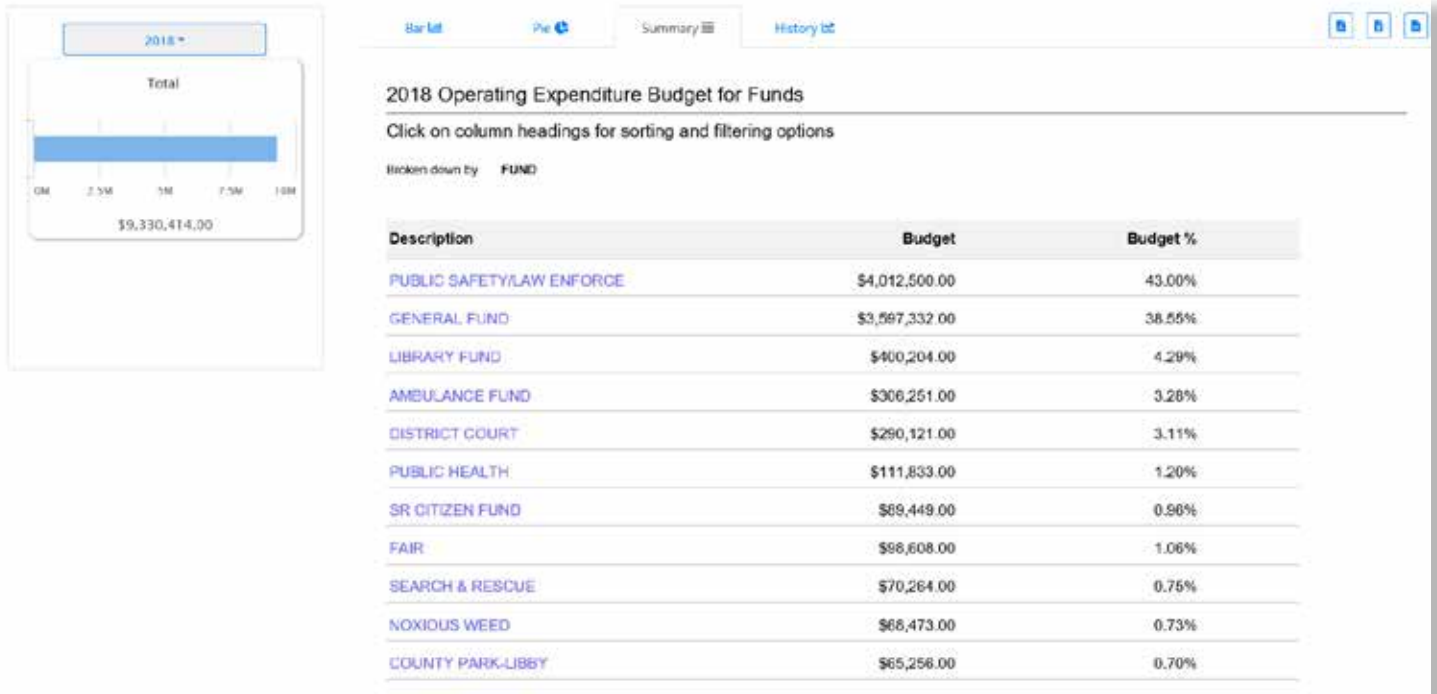
Operating Revenue Budget - Pie Chart View

A breakdown of expenditures with five years of history for comparison



Operating Expenditure Budget - Summary View

A breakdown of expenditure budget with five years of history for comparison



Historical Revenue Budget vs Actual - History View

A breakdown of revenues with five years of history for comparison



*BMS Cloud hosting and BMS Accounting software are required for PublicView.

Using PublicView Report Admin Can:

- Enter a PublicView Home page introduction to communicate the purpose of PublicView to citizens.
- Set up alternate names for chart of account components. For example you might want to display an accounting system account component named "Org" as "Department" in the public report.

Budget Report Console

The Budget Report Console allows you to create and customize budget type reports for your PublicView website:

- Name your report
- Provide a description of the report that appears in the report link
- Select where the report link displays on the PublicView home page
- Inactivate a report so it is no longer available in PublicView
- Define information presented in each individual report
- Report on expenses or revenues
- Only include actual expense or actual revenue
- Only include expenditure budgets or estimated revenue budgets
- Include both actuals and budgets
- Specify which accounting chart components can be drilled down and arrange in the order desired
- Exclude funds, accounts, objects or orgs from a report to target a specific governmental activity
- When your selections are complete, simply click the Update Website with Changes button

Budget Document Templates

PublicView also includes templates that allow you to create fully customizable financial reports to meet your entity's reporting requirements.